















Key Performance Indicators – Exceptions (Green – 10% or more ahead of target)							
Outcome & Measure		Frequency of reporting	DoT since last year	Date of judgement	Performance (Year To Date)	Target (Year To Date)	Actual (Year To Date)
HPS.1.4 - % of major planning applications dealt with within 13 weeks (NI 157a)	Bigger is Better	Monthly		September		60	73
HPS.1.4 - % of minor planning applications dealt with within 8 weeks (NI 157b)	Bigger is Better	Monthly		September		65	73
HPS 2.1 - % of admitted patients whose wait from referral to assessment was 18 weeks or less (VSA04_01)	Bigger is Better	Monthly - 6 week delay		August		90	99.5
HPS 2.2 The proportion of people aged 65 or over discharged from hospital to their own home, or to a residential or nursing care home, or extra care housing bed for rehabilitation with a clear intention that they will move on/back to their own home, who are there three months after the date of their discharge from hospital (NI 125)	Bigger is Better	Monthly – 6 week delay		August		78	97.04
HPS 2.5 People supported to live independently through social services (all adults) (NI 136)	Bigger is Better	Quarterly		September		3,100	3,759
HPS.3.2 - The percentage of children becoming subject to a Child Protection Plan who had previously been the subject of a Plan, or on the Child Protection Register, no matter how long ago that Was (NI 65)	Smaller is Better	Quarterly		September		13	6.6
HPS 4.5 – The number of <b>people killed or seriously injured</b> in road traffic collisions (proxy for NI 47)	Smaller is Better	Monthly		September		81	48

Key Performance Indicators – Exceptions (Green – 10% or more ahead of target)							
Outcome & Measure		Frequency of reporting	DoT since last year	Date of judgement	Performance (Year To Date)	Target (Year To Date)	Actual (Year To Date)
HPS 4.5 – The number of <b>children killed or seriously injured</b> in road traffic collisions (proxy for NI 48)	Smaller is Better	Monthly		September	★	9	3
HPS 4.5 – The number of <b>people killed</b> in road traffic collisions	Smaller is Better	Monthly		September	★	12	7
HPS.5.3 - The number of households living in temporary accommodation provided by the council under the homelessness legislation (NI 156)	Smaller is Better	Quarterly		September	★	82	52
HPS.6.5 - % of relevant land and highway that has unacceptable levels of fly-posting (NI 195d)	Smaller is Better	3 times a year (July, November and March)		July	★	1	0
HPS.6.5 - % of relevant land and highway that has unacceptable levels of graffiti (NI 195c)	Smaller is Better	3 times a year (July, November and March)		July	★	1	0
HPS.7.3 - The number of changes in circumstances leading to a change in Housing / Council Tax benefit entitlement identified and processed by the authority, per 1,000 claimants (NI 180)	Bigger is Better	Monthly		September	★	750	914
HPS.7.5 - Average sickness FTE (Council)	Smaller is Better	Monthly		September	★	4.3	3.3
HPS.7.5 - Staff turnover (Council)	Smaller	Monthly		September	★	13	7.89

<b>Key Performance Indicators – Exceptions (Green – 10% or more ahead of target)</b>							
<b>Outcome &amp; Measure</b>		<b>Frequency of reporting</b>	<b>DoT since last year</b>	<b>Date of judgement</b>	<b>Performance (Year To Date)</b>	<b>Target (Year To Date)</b>	<b>Actual (Year To Date)</b>
	is Better						